

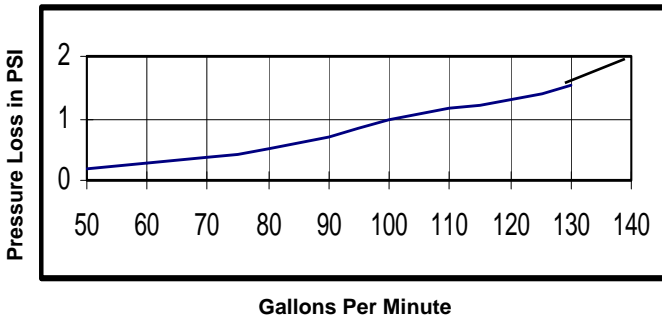
# THOMPSON SeaStrainer

## EFFICIENCY CURVES

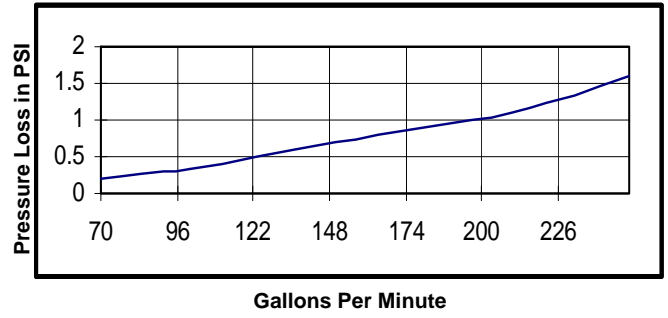
### INDUSTRY'S LOWEST PRESSURE DROP

All Thompson SeaStrainers have been designed to operate with less than a 1 PSI pressure loss at maximum flow when clean. This exceptional efficiency results in less energy consumption and reduced operating costs.

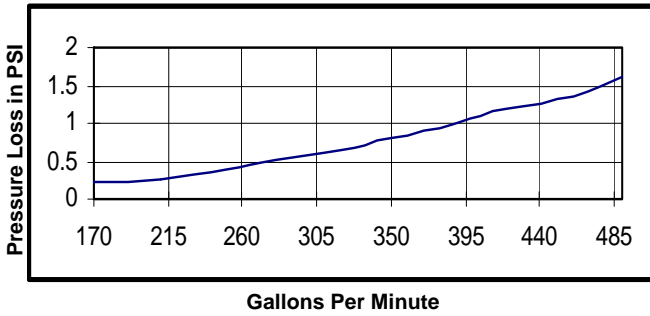
**2" THOMPSON SeaStrainer  
(MLS-2-T316) Max Flow 100 GPM**



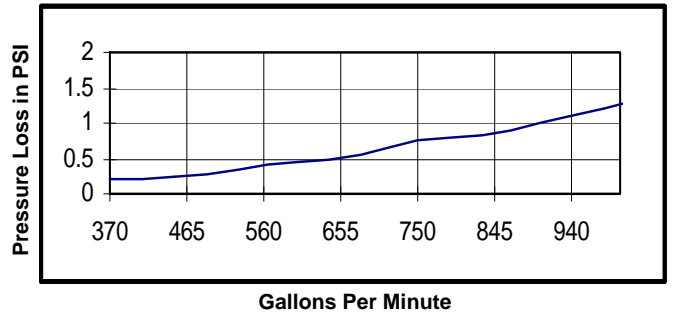
**3" THOMPSON SeaStrainer  
(MLS-3-T316) Max Flow 200 GPM**



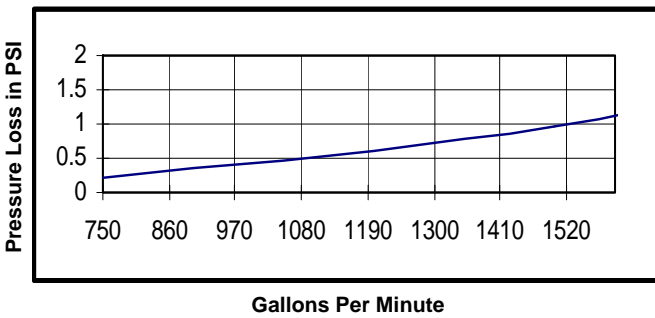
**4" THOMPSON SeaStrainer  
(MLS-4C-T316 & MLS-4B-T316) Max Flow 350 GPM**



**6" THOMPSON SeaStrainer  
(MLS-6-T316) Max Flow 750 GPM**



**8" THOMPSON SeaStrainer  
(MLS-8-T316) Max Flow 1300 GPM**



**10" THOMPSON SeaStrainer  
(MLS-10-T316) Max Flow 2000 GPM**

