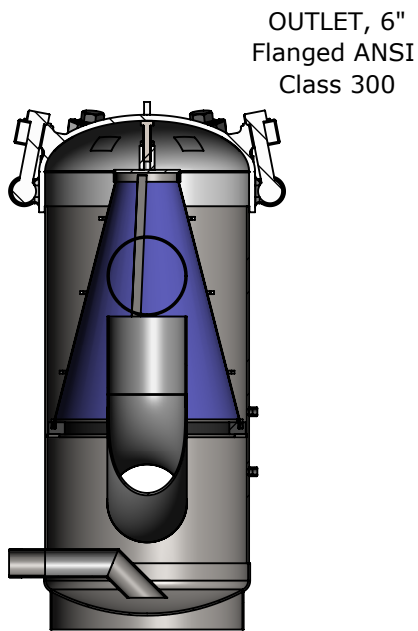


GENERAL SPECIFICATIONS	
DESIGN FLOW (GPM)	750
MAX PRESSURE (PSI)	300
FILTRATION AREA (SQ IN)	745
DRY WEIGHT (LBS)	400
VOLUME (US GAL)	34
MAX TEMP (°F)	135

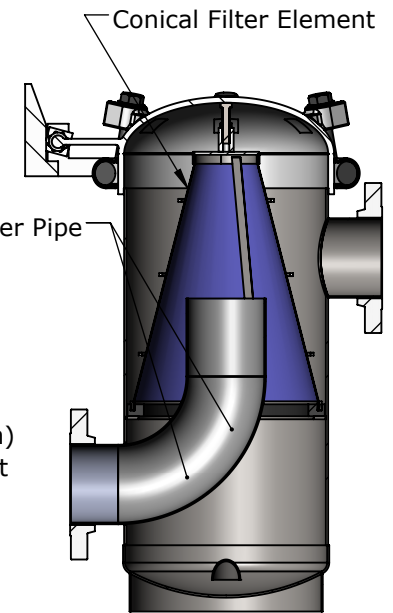
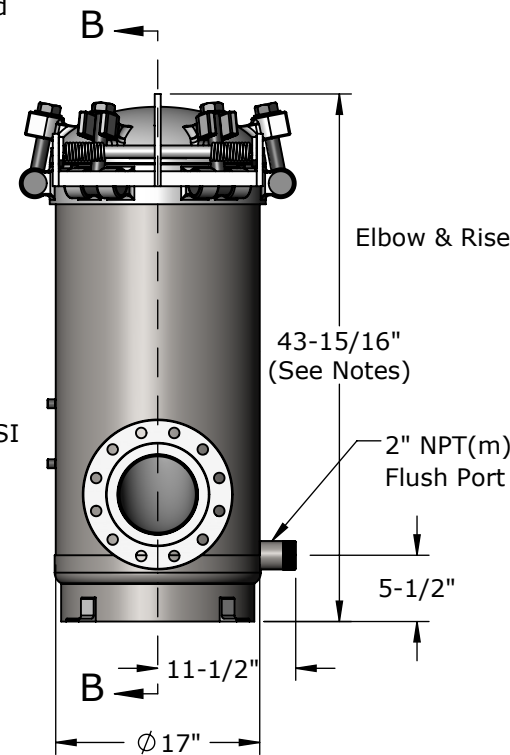
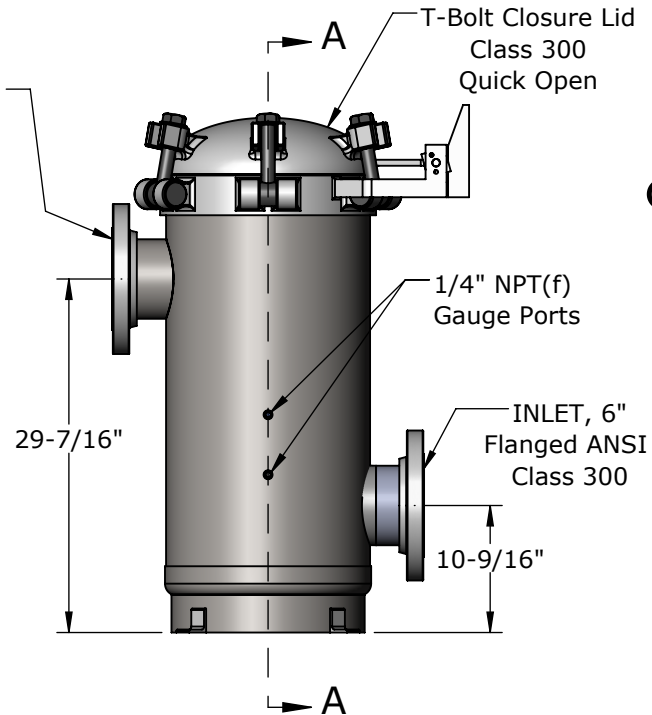
MATERIALS	
HOUSING / SCREEN FRAME	304SS
SCREEN	316SS
GASKETS	EPDM
ELBOW & RISER PIPE	304SS

CONICAL FILTER ELEMENT	
PERFORATED SCREEN	TBD
MESH SCREEN	TBD

NOTES	
SCREEN REMOVAL VERTICAL CLEARANCE REQUIREMENT (IN)	65



SECTION A-A



SECTION B-B

PRODUCT SPECIFICATION

MILLER LEAMAN
800 Orange Avenue, Daytona Beach, FL 32114

Dimensions are for reference only.

CUST. REF.	
PREV. MOD.	MLS-6-300 PSI-MOD3
ENG. REF.	ML20210-MOD3
DWG. DATE	9/11/20

SERIES:
THOMPSON

MODEL:
HIGH PRESSURE

CONFIGURATION:

MLP-06S-FS2-304E-M1